

13 274

CONCETTO™

TUB SPOUT

Pure Freude
an Wasser



STANDARD SPECIFICATION:

- GROHE StarLight®
- 6 11/16" Spout reach
- Wall mount
- 1/2" Inlet



PRODUCT FEATURES:








GROHE StarLight®

CERTIFICATIONS:

- Massachusetts Plumbing Board Approved
- Energy Policy Act of 1992
- CSA B125.1
- ASME A112.18.1

AVAILABLE FINISHES:

- 13274001**  GROHE StarLight® Chrome
- 132742431**  Matte Black
- 13274A01**  Hard Graphite
- 13274EN1**  Brushed Nickel InfinityFinish™
- 13274GN1**  Brushed Cool Sunrise

NOTE: Install this product according to the installation guide. ADA, CSA compliant when installed to the specific requirements of these regulations.

We reserve the right to make revisions without notice to product specifications. 06-03-2022

US
Tel: 1.630.582.7711 Fax: 1.630.582.7722
For the most current Specification Sheet,
go to www.grohe.us.

Canada
Tel: 1.888.644.7643 Fax: 1.905.366.2071
For the most current Specification Sheet,
go to www.grohe.ca.

PART OF **LIXIL**

13 274
CONCETTO™
TUB SPOUT

Pure Freude
an Wasser



TECHNICAL DATA:

Product Height	3-1/8 in
Product Width	3-1/8 in
Fitting Spout Reach	6-11/16 in

